

Detailed Item Analysis Report

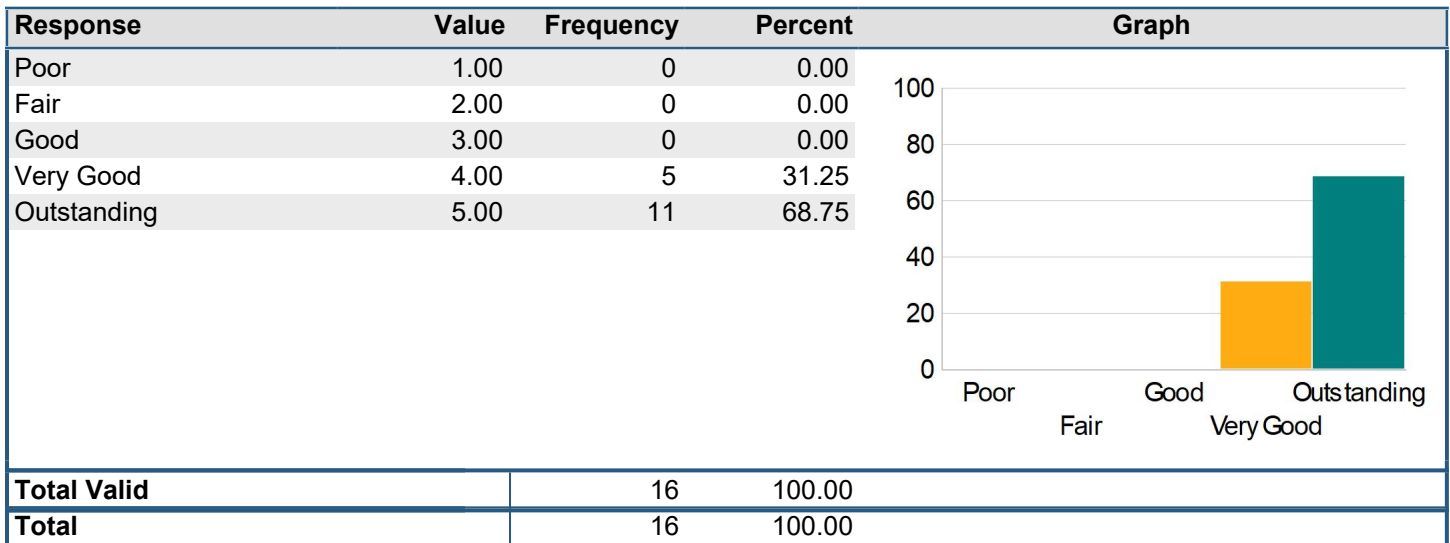
201809

ANTH 352 B01

Efford

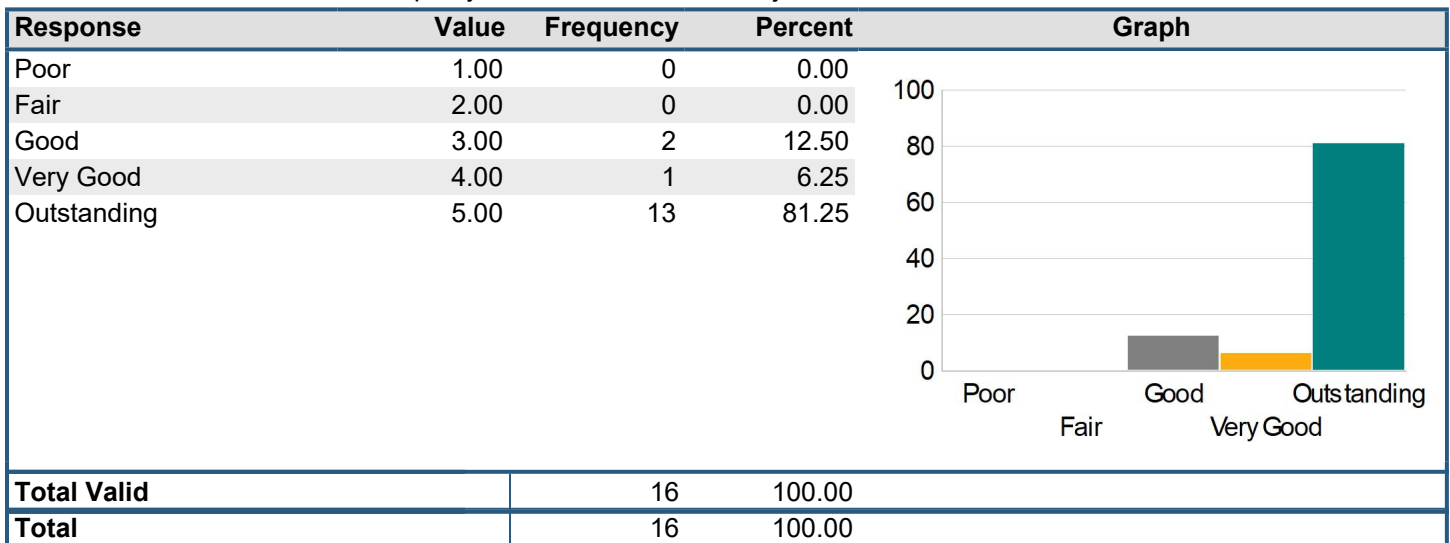
Rate the coordination between lectures and laboratories in this course?

Mean: 4.69



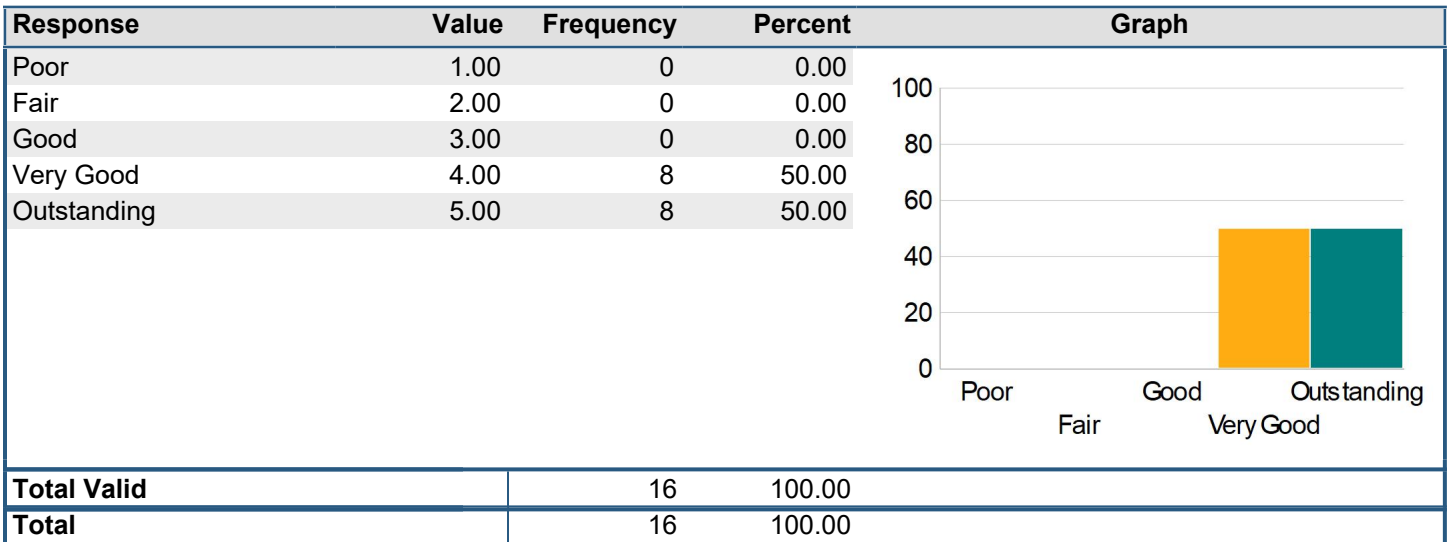
Rate how well the laboratories helped you to understand the subject matter of the course.

Mean: 4.69



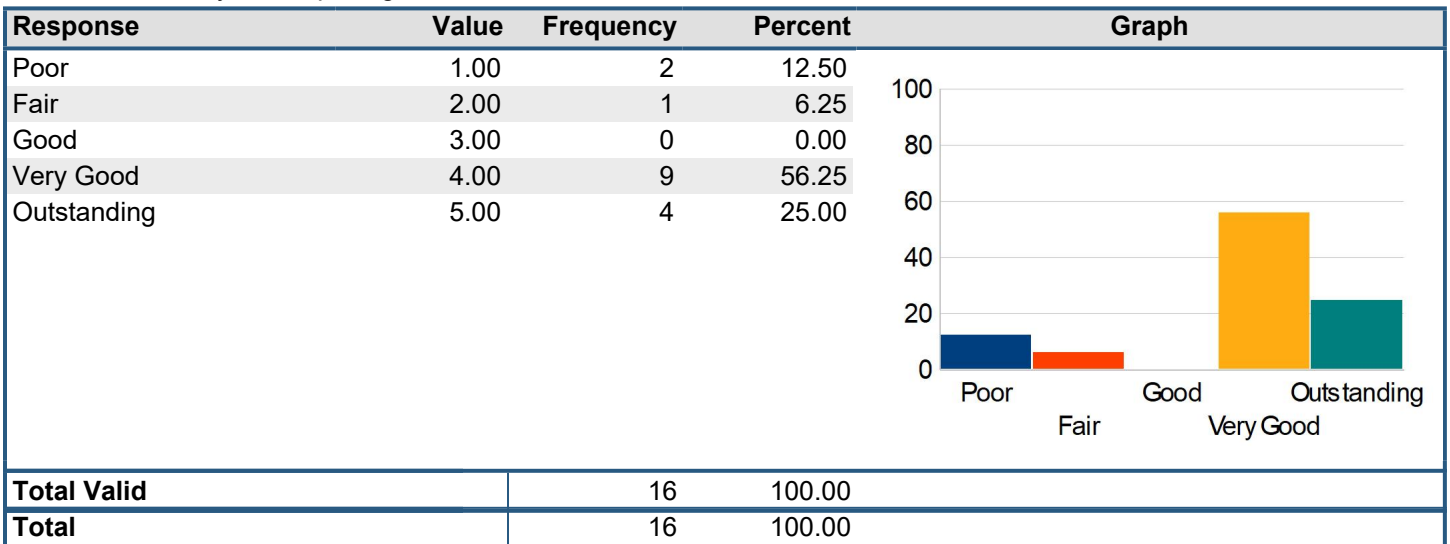
Rate how clear and understandable written lab instructions were.

Mean: 4.50



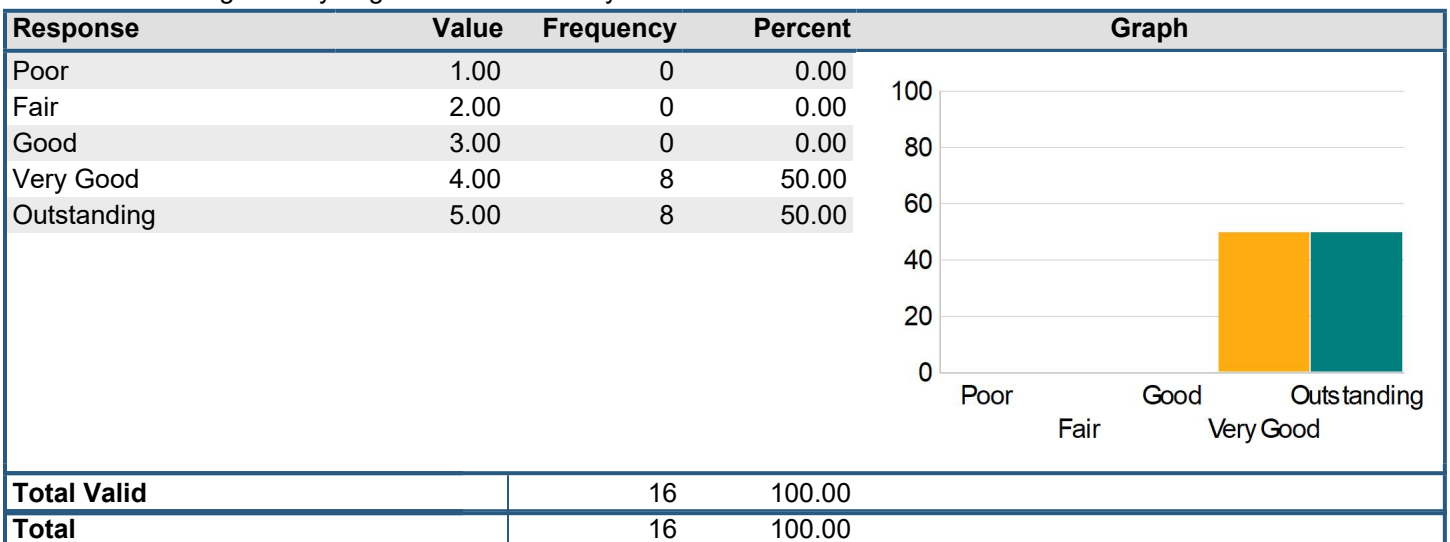
Rate the feasibility of completing the lab exercises in the time allotted.

Mean: 3.75



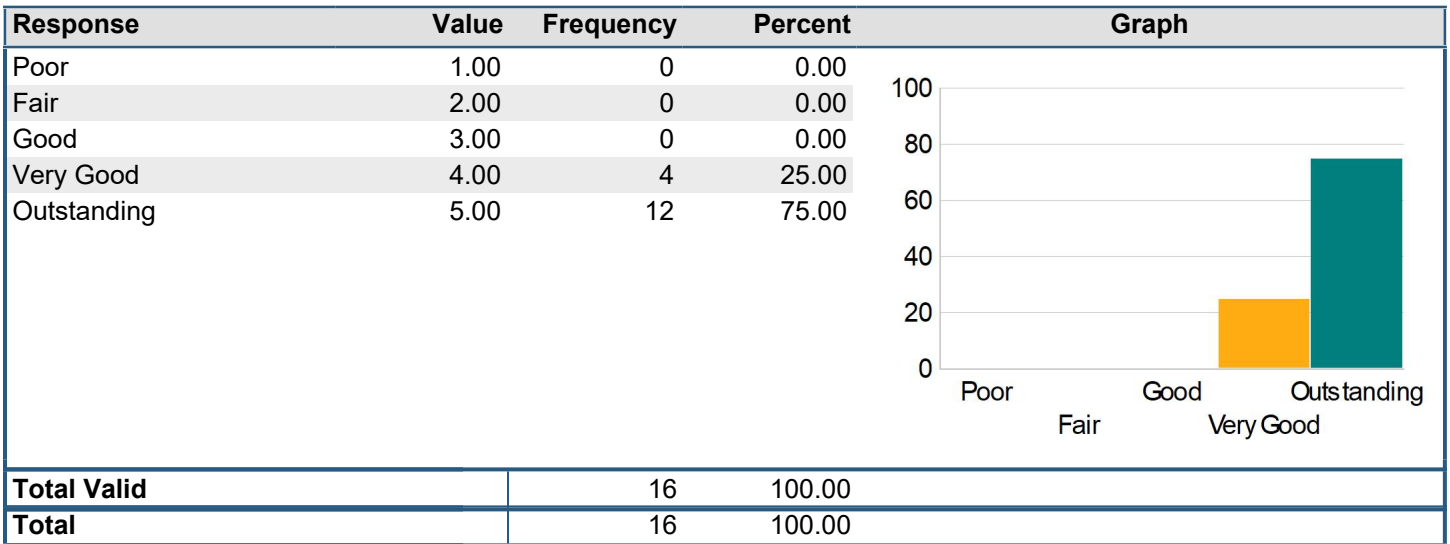
What overall rating would you give to the laboratory?

Mean: 4.50



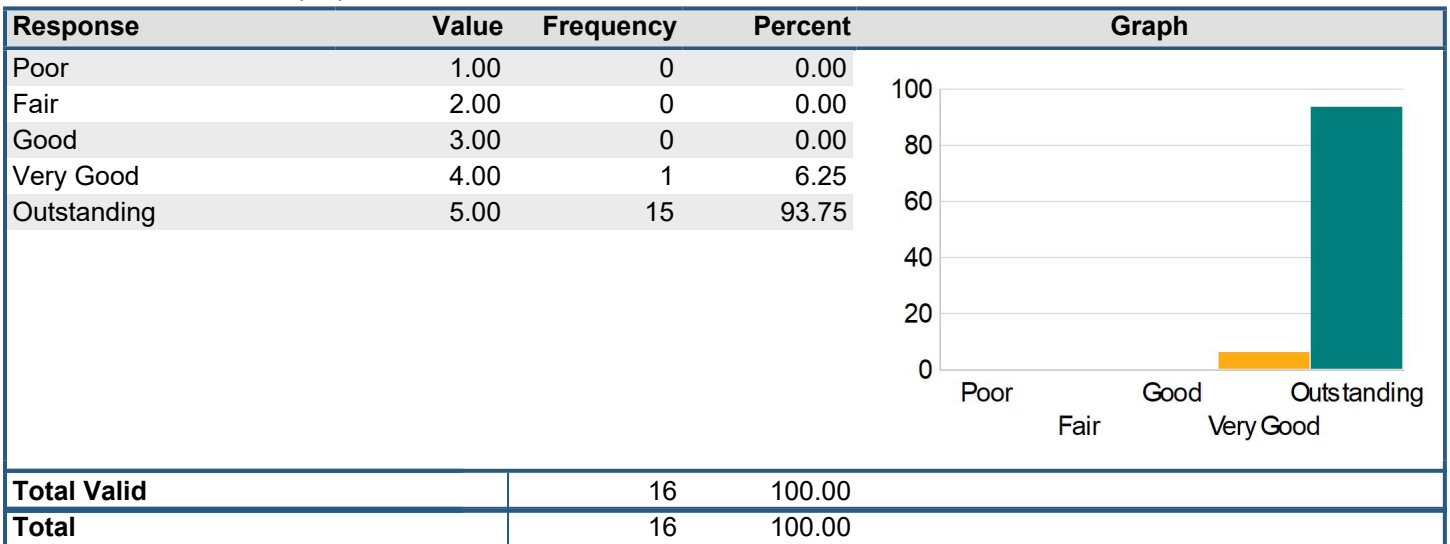
Rate the lab instructor's knowledge of the material.

Mean: 4.75



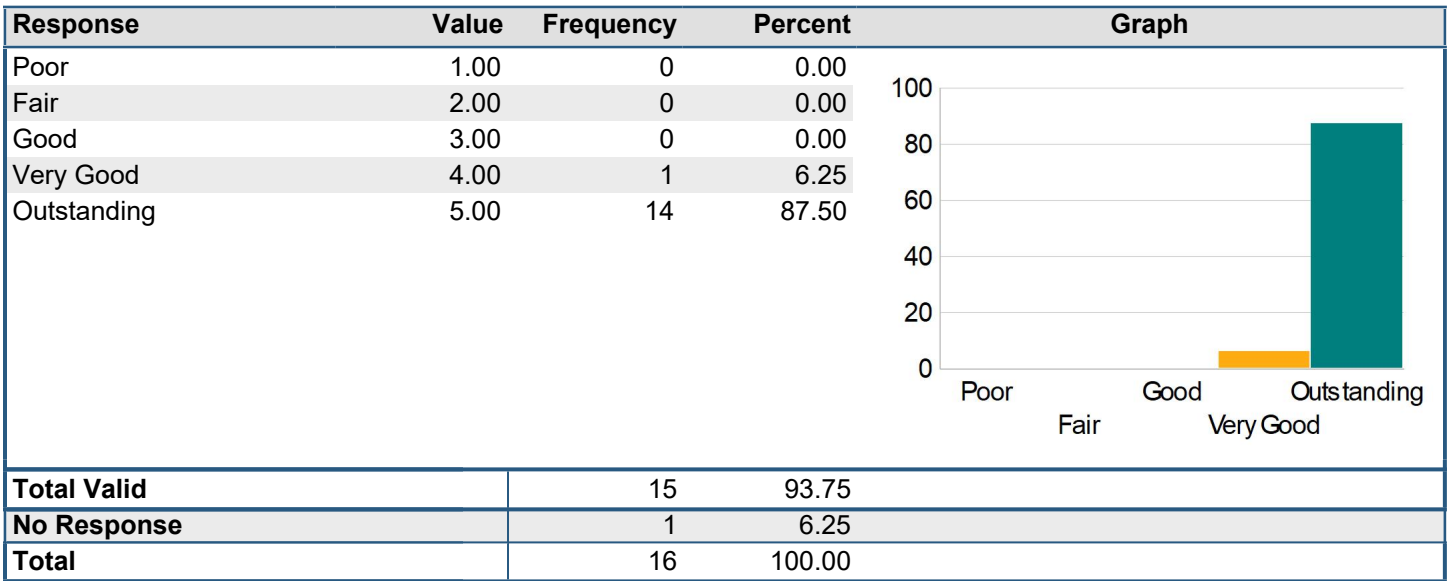
Rate the lab instructor's preparation for the lab.

Mean: 4.94



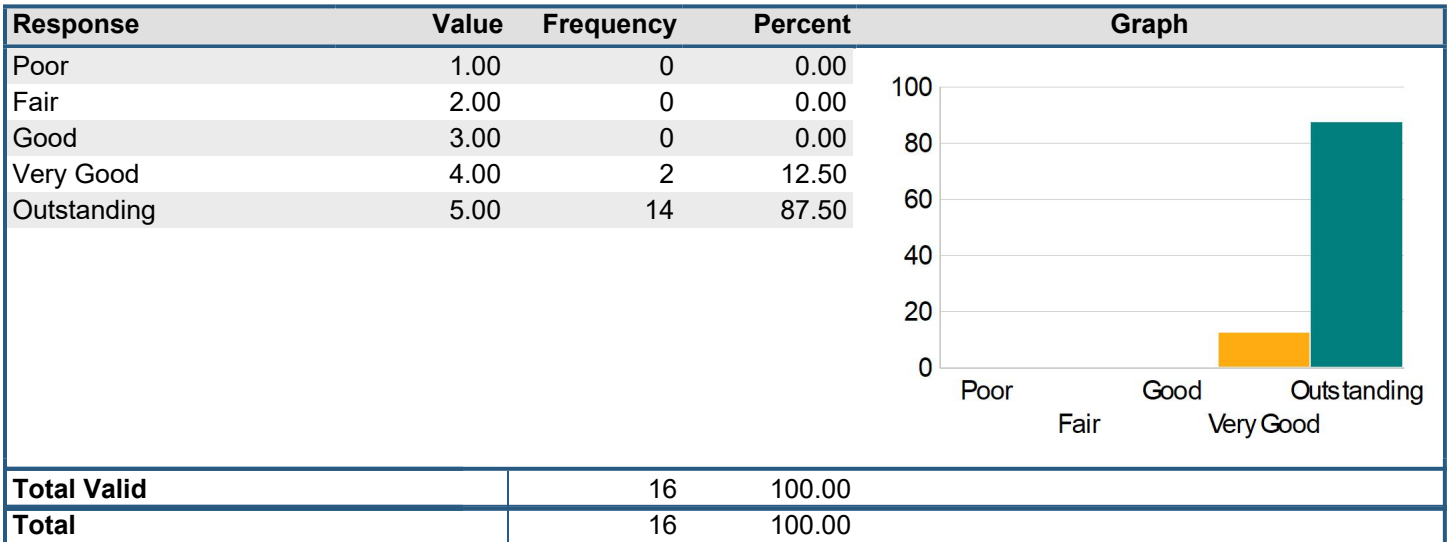
Rate the instructor's ability to provide additional assistance.

Mean: 4.93



Rate the instructor's overall effectiveness.

Mean: 4.88



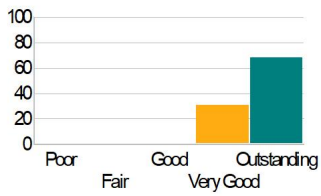
Item Analysis Graph Report

201809

ANTH 352 B01

Efford

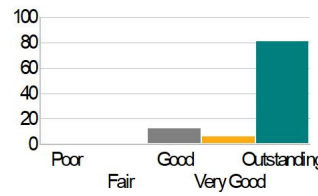
Responses1



| Response | Percent |
|-------------|---------|
| Poor | 0.00 |
| Fair | 0.00 |
| Good | 0.00 |
| Very Good | 31.25 |
| Outstanding | 68.75 |

Mean: 4.69

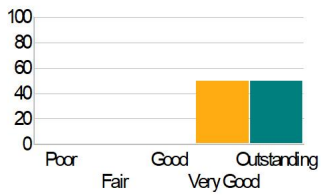
Responses2



| Response | Percent |
|-------------|---------|
| Poor | 0.00 |
| Fair | 0.00 |
| Good | 12.50 |
| Very Good | 6.25 |
| Outstanding | 81.25 |

Mean: 4.69

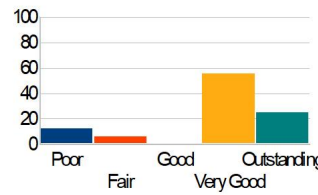
Responses3



| Response | Percent |
|-------------|---------|
| Poor | 0.00 |
| Fair | 0.00 |
| Good | 0.00 |
| Very Good | 50.00 |
| Outstanding | 50.00 |

Mean: 4.50

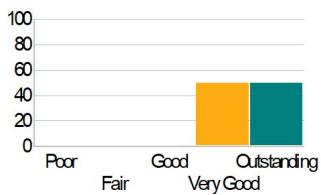
Responses4



| Response | Percent |
|-------------|---------|
| Poor | 12.50 |
| Fair | 6.25 |
| Good | 0.00 |
| Very Good | 56.25 |
| Outstanding | 25.00 |

Mean: 3.75

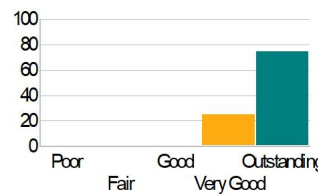
Responses5



| Response | Percent |
|-------------|---------|
| Poor | 0.00 |
| Fair | 0.00 |
| Good | 0.00 |
| Very Good | 50.00 |
| Outstanding | 50.00 |

Mean: 4.50

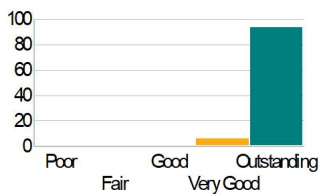
Responses6



| Response | Percent |
|-------------|---------|
| Poor | 0.00 |
| Fair | 0.00 |
| Good | 0.00 |
| Very Good | 25.00 |
| Outstanding | 75.00 |

Mean: 4.75

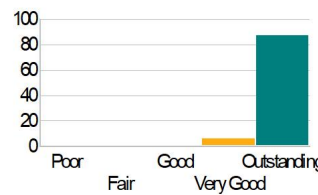
Responses7



| Response | Percent |
|-------------|---------|
| Poor | 0.00 |
| Fair | 0.00 |
| Good | 0.00 |
| Very Good | 6.25 |
| Outstanding | 93.75 |

Mean: 4.94

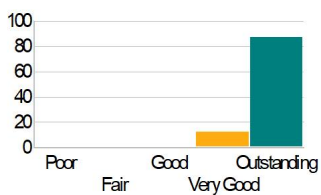
Responses8



| Response | Percent |
|-------------|---------|
| Poor | 0.00 |
| Fair | 0.00 |
| Good | 0.00 |
| Very Good | 6.25 |
| Outstanding | 87.50 |

Mean: 4.93

Responses9



| Response | Percent |
|-------------|---------|
| Poor | 0.00 |
| Fair | 0.00 |
| Good | 0.00 |
| Very Good | 12.50 |
| Outstanding | 87.50 |

Mean: 4.88

Condensed Item Analysis Report

201809

ANTH 352 B01

Efford

Rate the coordination between lectures and laboratories in this course?

| Response | Frequency | Percent | Mean: 4.69 |
|-------------|-----------|---------|------------|
| Poor | 0 | 0.00 | |
| Fair | 0 | 0.00 | |
| Good | 0 | 0.00 | |
| Very Good | 5 | 31.25 | |
| Outstanding | 11 | 68.75 | |

Rate how well the laboratories helped you to understand the subject matter of the course.

| Response | Frequency | Percent | Mean: 4.69 |
|-------------|-----------|---------|------------|
| Poor | 0 | 0.00 | |
| Fair | 0 | 0.00 | |
| Good | 2 | 12.50 | |
| Very Good | 1 | 6.25 | |
| Outstanding | 13 | 81.25 | |

Rate how clear and understandable written lab instructions were.

| Response | Frequency | Percent | Mean: 4.50 |
|-------------|-----------|---------|------------|
| Poor | 0 | 0.00 | |
| Fair | 0 | 0.00 | |
| Good | 0 | 0.00 | |
| Very Good | 8 | 50.00 | |
| Outstanding | 8 | 50.00 | |

Rate the feasibility of completing the lab exercises in the time allotted.

| Response | Frequency | Percent | Mean: 3.75 |
|-------------|-----------|---------|------------|
| Poor | 2 | 12.50 | |
| Fair | 1 | 6.25 | |
| Good | 0 | 0.00 | |
| Very Good | 9 | 56.25 | |
| Outstanding | 4 | 25.00 | |

What overall rating would you give to the laboratory?

| Response | Frequency | Percent | Mean: 4.50 |
|-------------|-----------|---------|------------|
| Poor | 0 | 0.00 | |
| Fair | 0 | 0.00 | |
| Good | 0 | 0.00 | |
| Very Good | 8 | 50.00 | |
| Outstanding | 8 | 50.00 | |

Rate the lab instructor's knowledge of the material.

| Response | Frequency | Percent | Mean: 4.75 |
|-------------|-----------|---------|------------|
| Poor | 0 | 0.00 | |
| Fair | 0 | 0.00 | |
| Good | 0 | 0.00 | |
| Very Good | 4 | 25.00 | |
| Outstanding | 12 | 75.00 | |

Rate the lab instructor's preparation for the lab.

| Response | Frequency | Percent | Mean: 4.94 |
|-------------|-----------|---------|------------|
| Poor | 0 | 0.00 | |
| Fair | 0 | 0.00 | |
| Good | 0 | 0.00 | |
| Very Good | 1 | 6.25 | |
| Outstanding | 15 | 93.75 | |
| No Response | 0 | 0.00 | |

Rate the instructor's ability to provide additional assistance.

| Response | Frequency | Percent | Mean: 4.93 |
|-------------|-----------|---------|------------|
| Poor | 0 | 0.00 | |
| Fair | 0 | 0.00 | |
| Good | 0 | 0.00 | |
| Very Good | 1 | 6.25 | |
| Outstanding | 14 | 87.50 | |
| No Response | 1 | 6.25 | |

Rate the instructor's overall effectiveness.

| Response | Frequency | Percent | Mean: 4.88 |
|-------------|-----------|---------|------------|
| Poor | 0 | 0.00 | |
| Fair | 0 | 0.00 | |
| Good | 0 | 0.00 | |
| Very Good | 2 | 12.50 | |
| Outstanding | 14 | 87.50 | |

Basic Item Analysis Report

201809

ANTH 352 B01

Efford

| Question | Mean | Response Frequencies | | | | |
|------------|------|----------------------|------|-------|-------|-------|
| | | Poor | Fair | Good | Very | Outst |
| Responses1 | 4.69 | 0.00 | 0.00 | 0.00 | 31.25 | 68.75 |
| Responses2 | 4.69 | 0.00 | 0.00 | 12.50 | 6.25 | 81.25 |
| Responses3 | 4.50 | 0.00 | 0.00 | 0.00 | 50.00 | 50.00 |
| Responses4 | 3.75 | 12.50 | 6.25 | 0.00 | 56.25 | 25.00 |
| Responses5 | 4.50 | 0.00 | 0.00 | 0.00 | 50.00 | 50.00 |
| Responses6 | 4.75 | 0.00 | 0.00 | 0.00 | 25.00 | 75.00 |
| Responses7 | 4.94 | 0.00 | 0.00 | 0.00 | 6.25 | 93.75 |
| Responses8 | 4.93 | 0.00 | 0.00 | 0.00 | 6.25 | 87.50 |
| Responses9 | 4.88 | 0.00 | 0.00 | 0.00 | 12.50 | 87.50 |

Detailed Item Analysis Report

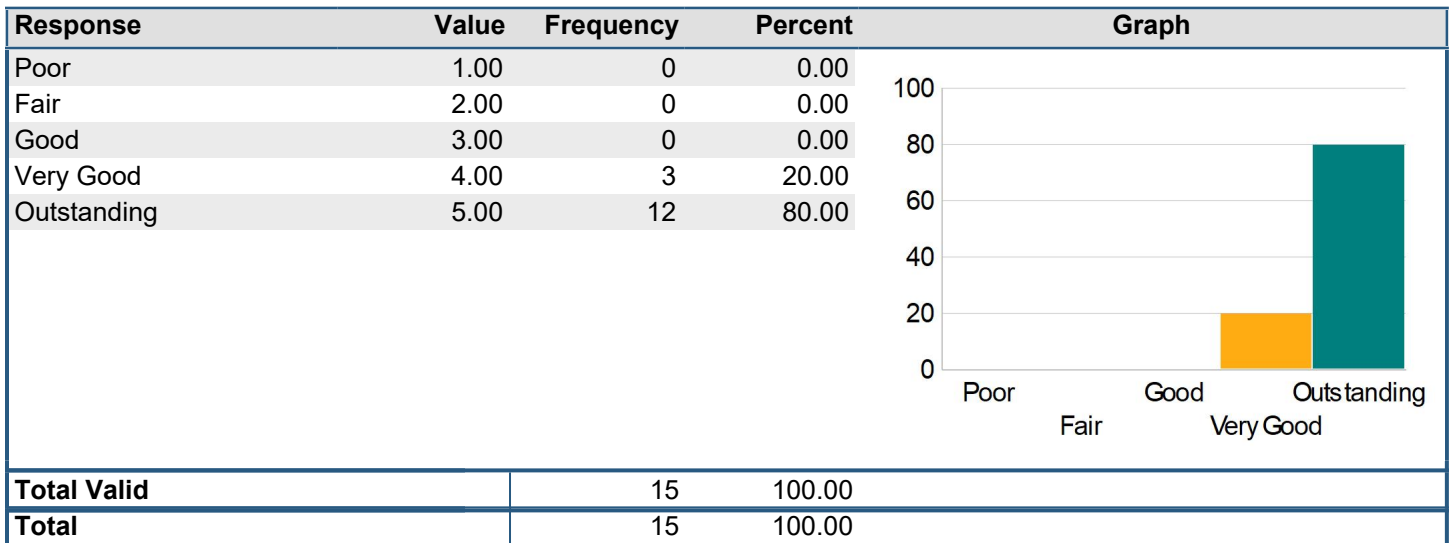
201809

ANTH 352 B02

Efford

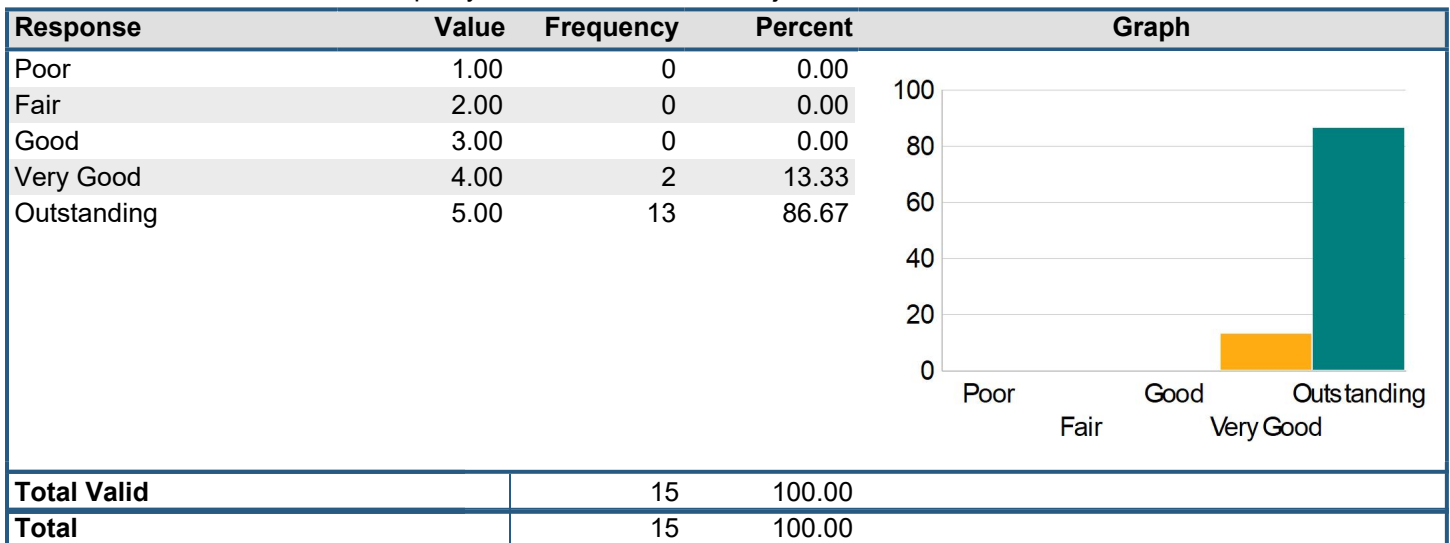
Rate the coordination between lectures and laboratories in this course?

Mean: 4.80



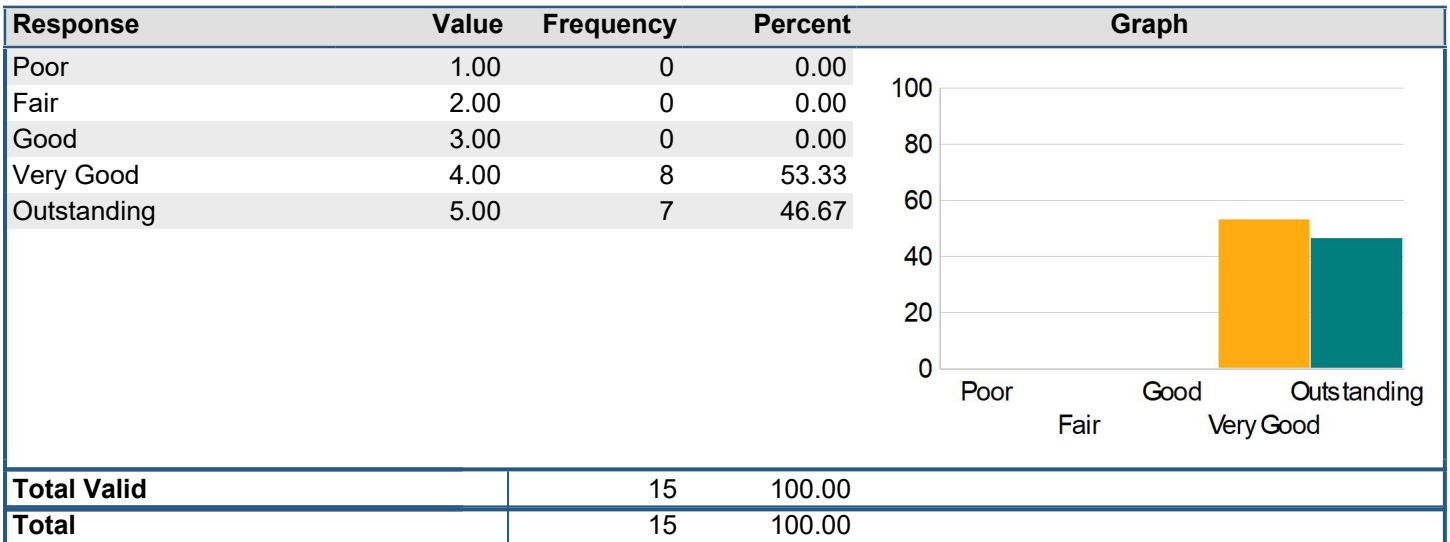
Rate how well the laboratories helped you to understand the subject matter of the course.

Mean: 4.87



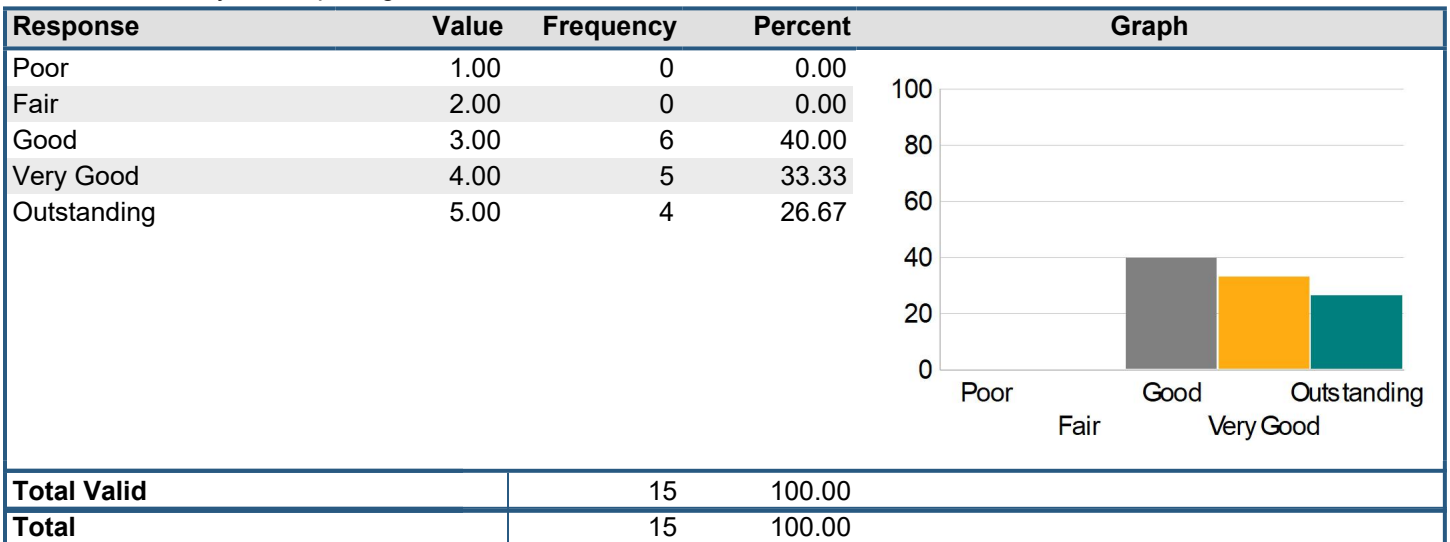
Rate how clear and understandable written lab instructions were.

Mean: 4.47



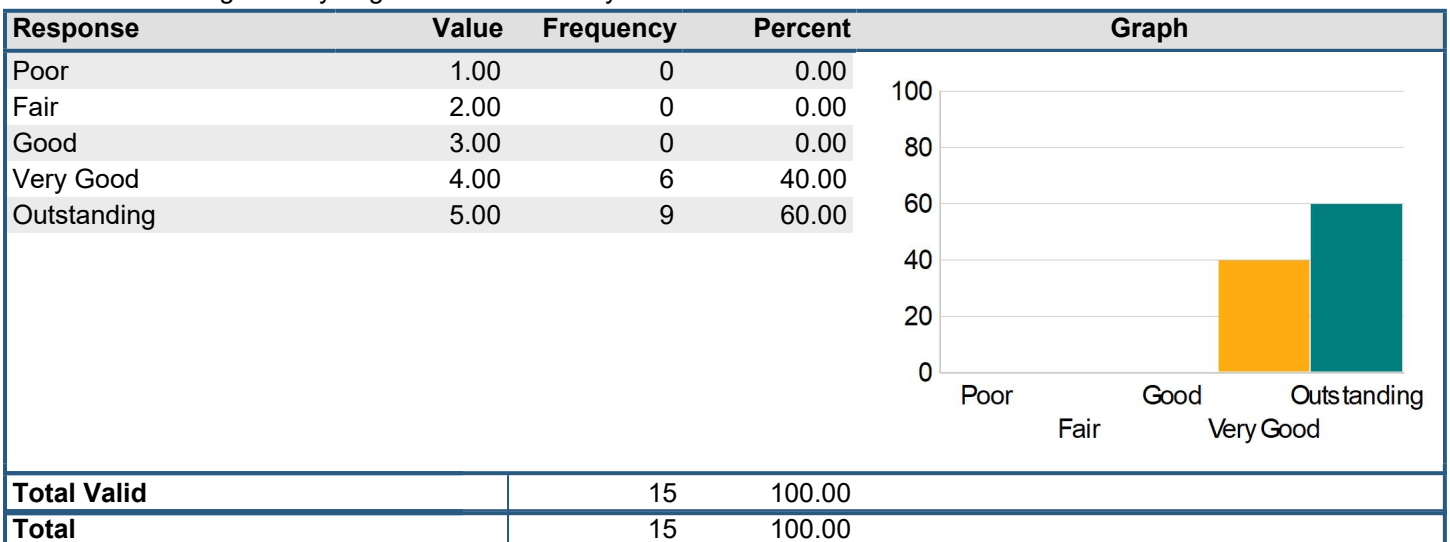
Rate the feasibility of completing the lab exercises in the time allotted.

Mean: 3.87



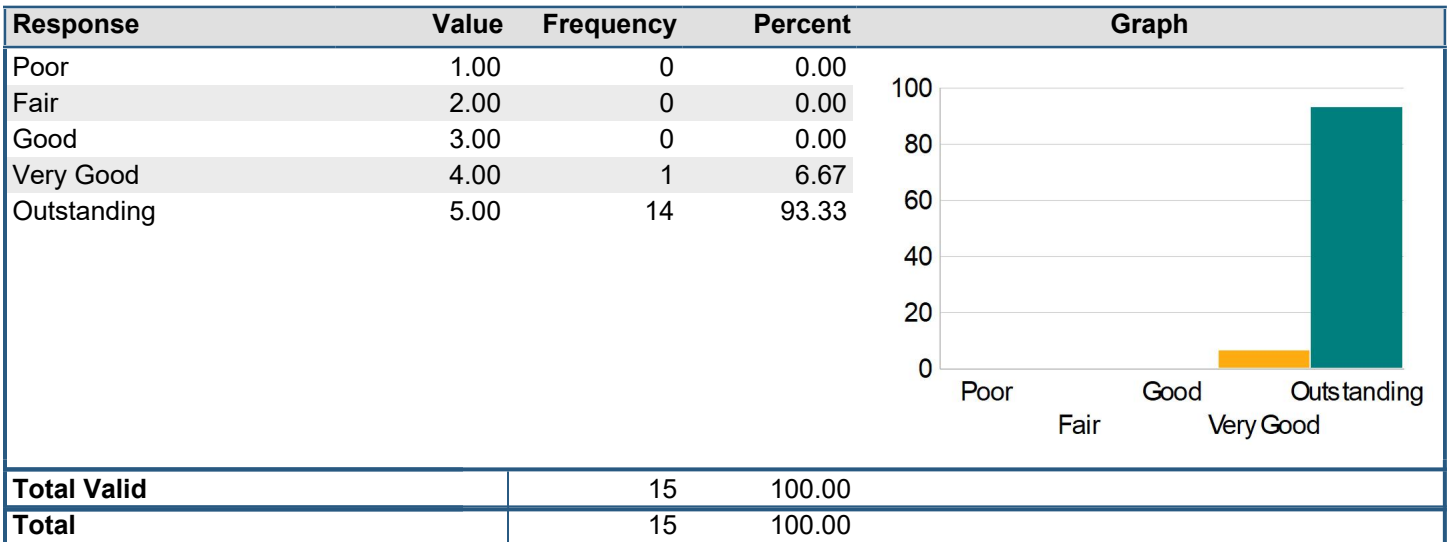
What overall rating would you give to the laboratory?

Mean: 4.60



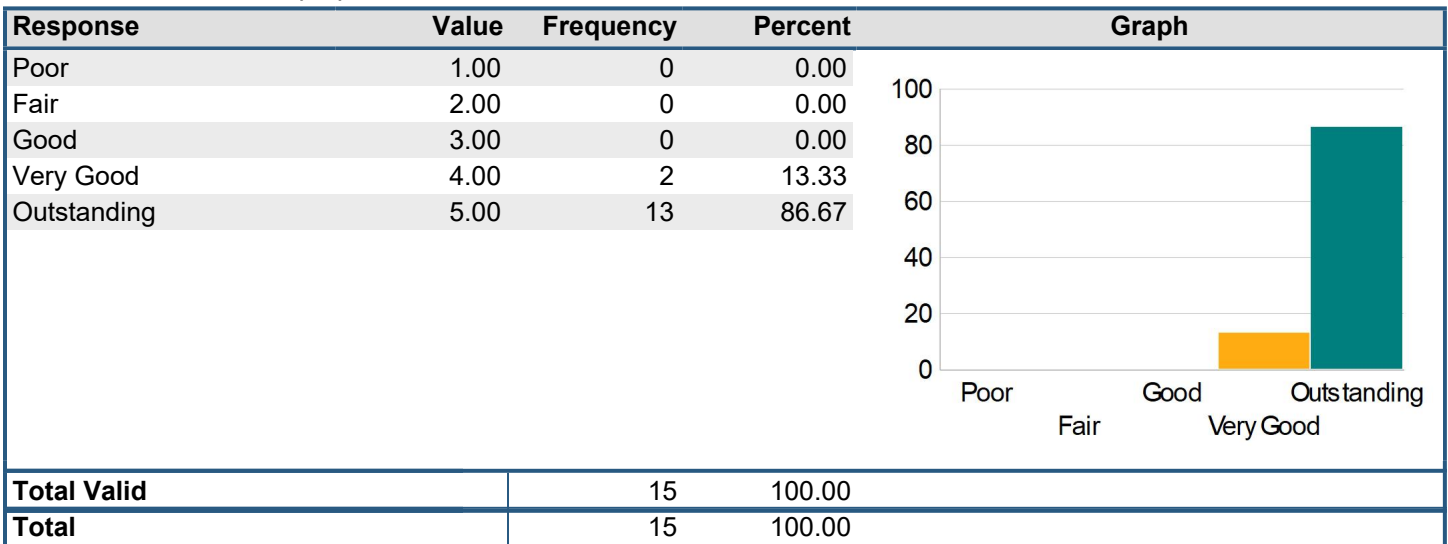
Rate the lab instructor's knowledge of the material.

Mean: 4.93



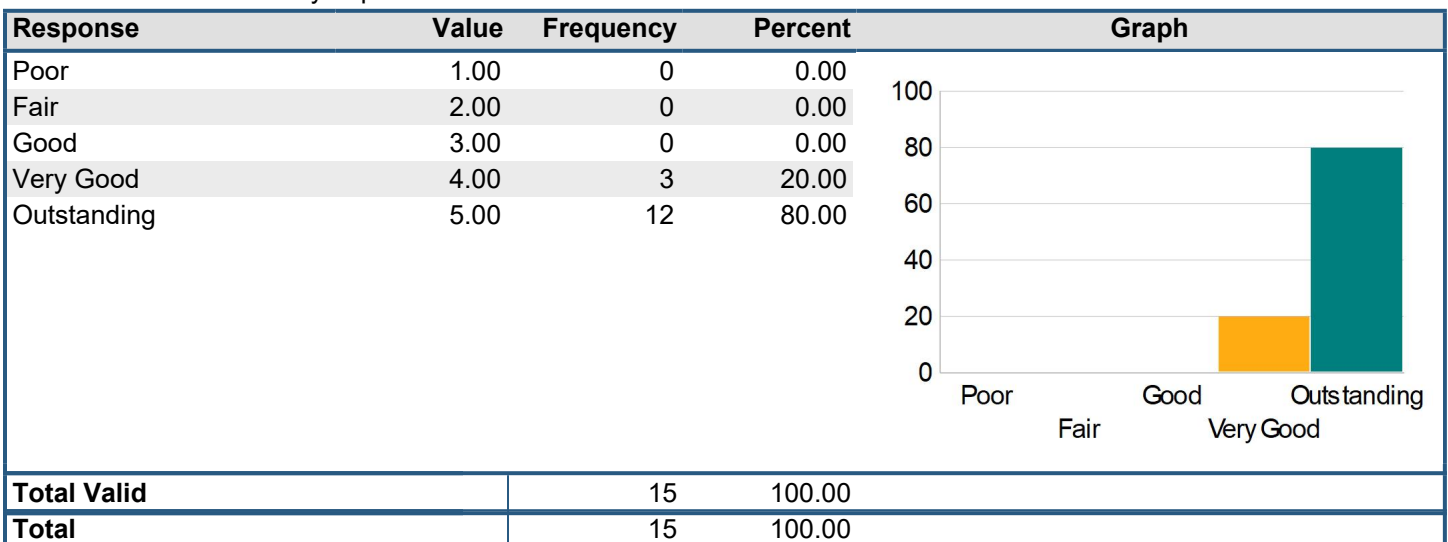
Rate the lab instructor's preparation for the lab.

Mean: 4.87



Rate the instructor's ability to provide additional assistance.

Mean: 4.80



Rate the instructor's overall effectiveness.

Mean: 4.93

| Response | Value | Frequency | Percent | Graph |
|--------------------|-------|-----------|---------|-------|
| Poor | 1.00 | 0 | 0.00 | |
| Fair | 2.00 | 0 | 0.00 | |
| Good | 3.00 | 0 | 0.00 | |
| Very Good | 4.00 | 1 | 6.67 | |
| Outstanding | 5.00 | 14 | 93.33 | |
| Total Valid | | 15 | 100.00 | |
| Total | | 15 | 100.00 | |

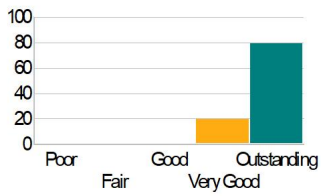
Item Analysis Graph Report

201809

ANTH 352 B02

Efford

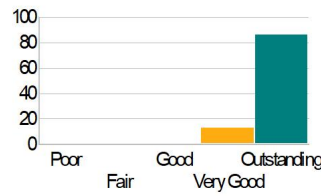
Responses1



| Response | Percent |
|-------------|---------|
| Poor | 0.00 |
| Fair | 0.00 |
| Good | 0.00 |
| Very Good | 20.00 |
| Outstanding | 80.00 |

Mean: 4.80

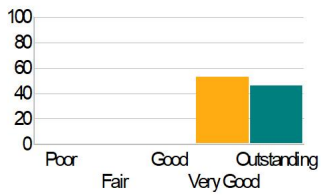
Responses2



| Response | Percent |
|-------------|---------|
| Poor | 0.00 |
| Fair | 0.00 |
| Good | 0.00 |
| Very Good | 13.33 |
| Outstanding | 86.67 |

Mean: 4.87

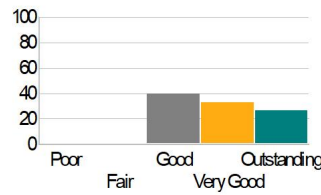
Responses3



| Response | Percent |
|-------------|---------|
| Poor | 0.00 |
| Fair | 0.00 |
| Good | 0.00 |
| Very Good | 53.33 |
| Outstanding | 46.67 |

Mean: 4.47

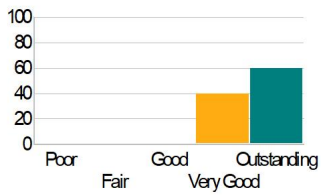
Responses4



| Response | Percent |
|-------------|---------|
| Poor | 0.00 |
| Fair | 0.00 |
| Good | 40.00 |
| Very Good | 33.33 |
| Outstanding | 26.67 |

Mean: 3.87

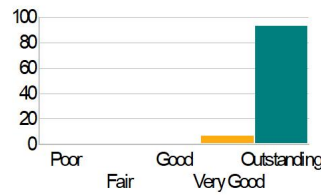
Responses5



| Response | Percent |
|-------------|---------|
| Poor | 0.00 |
| Fair | 0.00 |
| Good | 0.00 |
| Very Good | 40.00 |
| Outstanding | 60.00 |

Mean: 4.60

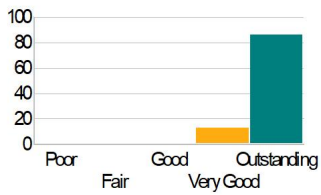
Responses6



| Response | Percent |
|-------------|---------|
| Poor | 0.00 |
| Fair | 0.00 |
| Good | 0.00 |
| Very Good | 6.67 |
| Outstanding | 93.33 |

Mean: 4.93

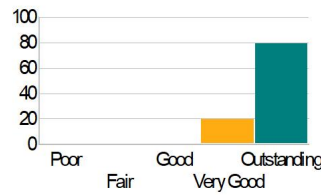
Responses7



| Response | Percent |
|-------------|---------|
| Poor | 0.00 |
| Fair | 0.00 |
| Good | 0.00 |
| Very Good | 13.33 |
| Outstanding | 86.67 |

Mean: 4.87

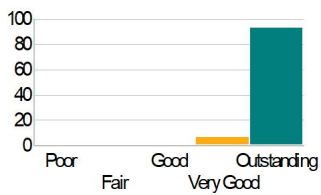
Responses8



| Response | Percent |
|-------------|---------|
| Poor | 0.00 |
| Fair | 0.00 |
| Good | 0.00 |
| Very Good | 20.00 |
| Outstanding | 80.00 |

Mean: 4.80

Responses9



| Response | Percent |
|-------------|---------|
| Poor | 0.00 |
| Fair | 0.00 |
| Good | 0.00 |
| Very Good | 6.67 |
| Outstanding | 93.33 |

Mean: 4.93

Condensed Item Analysis Report

201809

ANTH 352 B02

Efford

Rate the coordination between lectures and laboratories in this course?

| Response | Frequency | Percent | Mean: 4.80 |
|-------------|-----------|---------|----------------------|
| Poor | 0 | 0.00 | <input type="text"/> |
| Fair | 0 | 0.00 | <input type="text"/> |
| Good | 0 | 0.00 | <input type="text"/> |
| Very Good | 3 | 20.00 | <input type="text"/> |
| Outstanding | 12 | 80.00 | <input type="text"/> |

Rate how well the laboratories helped you to understand the subject matter of the course.

| Response | Frequency | Percent | Mean: 4.87 |
|-------------|-----------|---------|----------------------|
| Poor | 0 | 0.00 | <input type="text"/> |
| Fair | 0 | 0.00 | <input type="text"/> |
| Good | 0 | 0.00 | <input type="text"/> |
| Very Good | 2 | 13.33 | <input type="text"/> |
| Outstanding | 13 | 86.67 | <input type="text"/> |

Rate how clear and understandable written lab instructions were.

| Response | Frequency | Percent | Mean: 4.47 |
|-------------|-----------|---------|----------------------|
| Poor | 0 | 0.00 | <input type="text"/> |
| Fair | 0 | 0.00 | <input type="text"/> |
| Good | 0 | 0.00 | <input type="text"/> |
| Very Good | 8 | 53.33 | <input type="text"/> |
| Outstanding | 7 | 46.67 | <input type="text"/> |

Rate the feasibility of completing the lab exercises in the time allotted.

| Response | Frequency | Percent | Mean: 3.87 |
|-------------|-----------|---------|----------------------|
| Poor | 0 | 0.00 | <input type="text"/> |
| Fair | 0 | 0.00 | <input type="text"/> |
| Good | 6 | 40.00 | <input type="text"/> |
| Very Good | 5 | 33.33 | <input type="text"/> |
| Outstanding | 4 | 26.67 | <input type="text"/> |

What overall rating would you give to the laboratory?

| Response | Frequency | Percent | Mean: 4.60 |
|-------------|-----------|---------|----------------------|
| Poor | 0 | 0.00 | <input type="text"/> |
| Fair | 0 | 0.00 | <input type="text"/> |
| Good | 0 | 0.00 | <input type="text"/> |
| Very Good | 6 | 40.00 | <input type="text"/> |
| Outstanding | 9 | 60.00 | <input type="text"/> |

Rate the lab instructor's knowledge of the material.

| Response | Frequency | Percent | Mean: 4.93 |
|-------------|-----------|---------|----------------------|
| Poor | 0 | 0.00 | <input type="text"/> |
| Fair | 0 | 0.00 | <input type="text"/> |
| Good | 0 | 0.00 | <input type="text"/> |
| Very Good | 1 | 6.67 | <input type="text"/> |
| Outstanding | 14 | 93.33 | <input type="text"/> |

Rate the lab instructor's preparation for the lab.

| Response | Frequency | Percent | Mean: 4.87 |
|-------------|-----------|---------|----------------------|
| Poor | 0 | 0.00 | <input type="text"/> |
| Fair | 0 | 0.00 | <input type="text"/> |
| Good | 0 | 0.00 | <input type="text"/> |
| Very Good | 2 | 13.33 | <input type="text"/> |
| Outstanding | 13 | 86.67 | <input type="text"/> |

Rate the instructor's ability to provide additional assistance.

| Response | Frequency | Percent | Mean: 4.80 |
|-------------|-----------|---------|----------------------|
| Poor | 0 | 0.00 | <input type="text"/> |
| Fair | 0 | 0.00 | <input type="text"/> |
| Good | 0 | 0.00 | <input type="text"/> |
| Very Good | 3 | 20.00 | <input type="text"/> |
| Outstanding | 12 | 80.00 | <input type="text"/> |

Rate the instructor's overall effectiveness.

| Response | Frequency | Percent | Mean: 4.93 |
|-------------|-----------|---------|----------------------|
| Poor | 0 | 0.00 | <input type="text"/> |
| Fair | 0 | 0.00 | <input type="text"/> |
| Good | 0 | 0.00 | <input type="text"/> |
| Very Good | 1 | 6.67 | <input type="text"/> |
| Outstanding | 14 | 93.33 | <input type="text"/> |

Basic Item Analysis Report

201809

ANTH 352 B02

Efford

| Question | Mean | Response Frequencies | | | | |
|------------|------|----------------------|------|-------|-------|-------|
| | | Poor | Fair | Good | Very | Outst |
| Responses1 | 4.80 | 0.00 | 0.00 | 0.00 | 20.00 | 80.00 |
| Responses2 | 4.87 | 0.00 | 0.00 | 0.00 | 13.33 | 86.67 |
| Responses3 | 4.47 | 0.00 | 0.00 | 0.00 | 53.33 | 46.67 |
| Responses4 | 3.87 | 0.00 | 0.00 | 40.00 | 33.33 | 26.67 |
| Responses5 | 4.60 | 0.00 | 0.00 | 0.00 | 40.00 | 60.00 |
| Responses6 | 4.93 | 0.00 | 0.00 | 0.00 | 6.67 | 93.33 |
| Responses7 | 4.87 | 0.00 | 0.00 | 0.00 | 13.33 | 86.67 |
| Responses8 | 4.80 | 0.00 | 0.00 | 0.00 | 20.00 | 80.00 |
| Responses9 | 4.93 | 0.00 | 0.00 | 0.00 | 6.67 | 93.33 |

Detailed Item Analysis Report

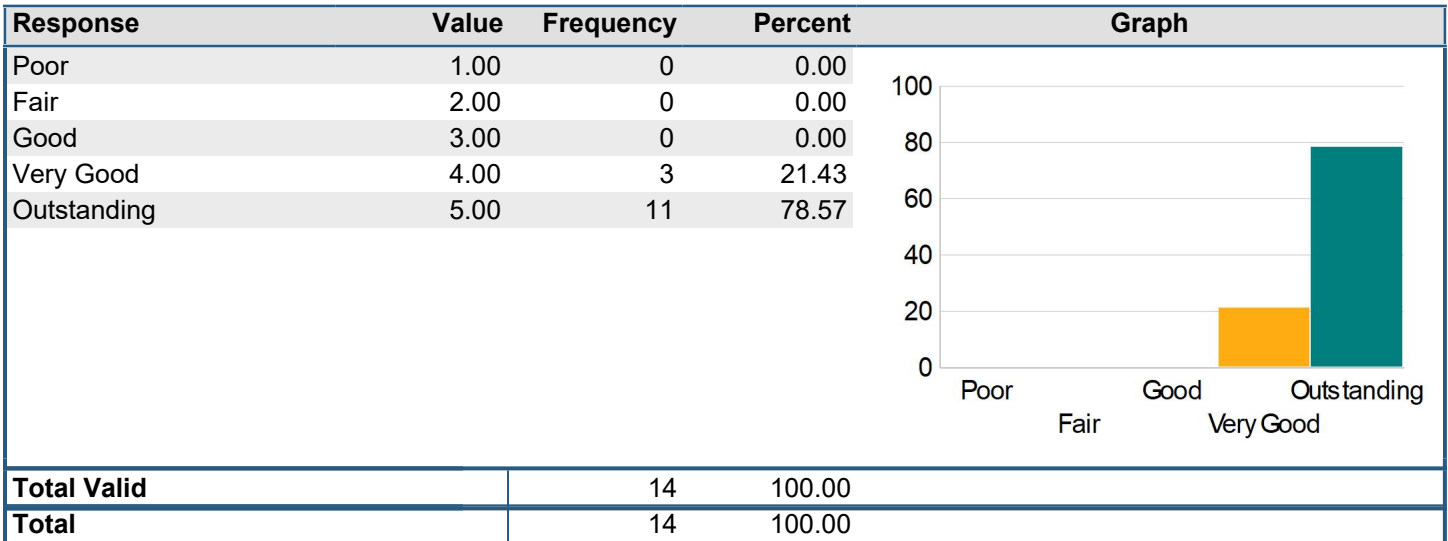
201809

ANTH 352 B03

Efford

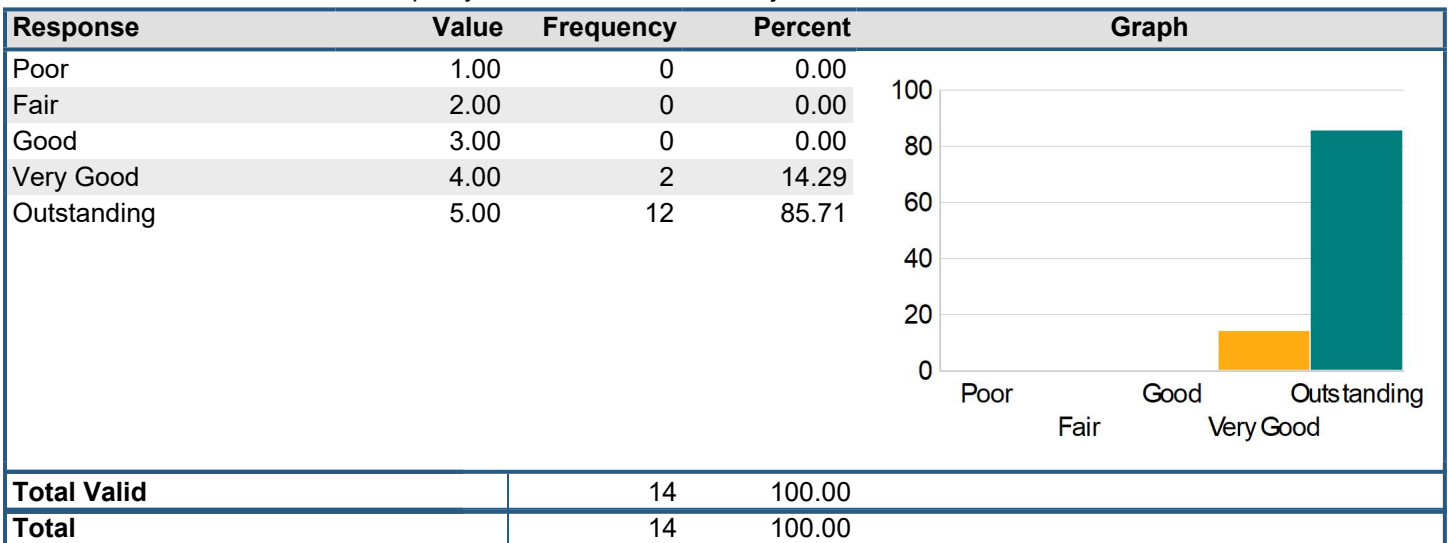
Rate the coordination between lectures and laboratories in this course?

Mean: 4.79



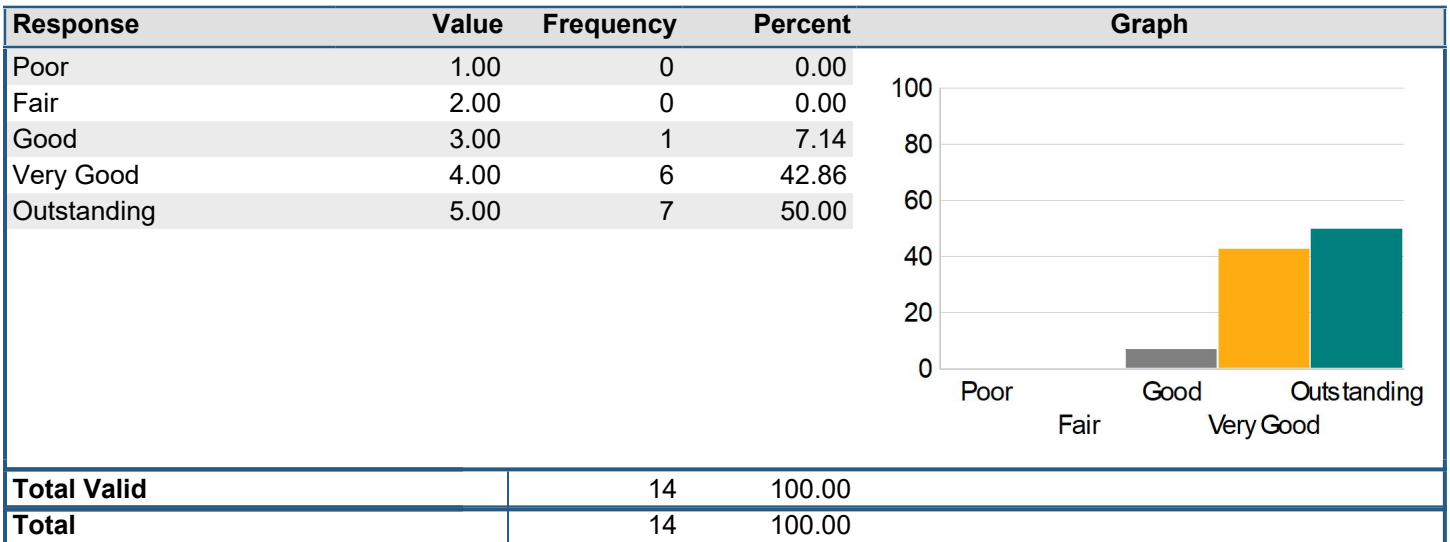
Rate how well the laboratories helped you to understand the subject matter of the course.

Mean: 4.86



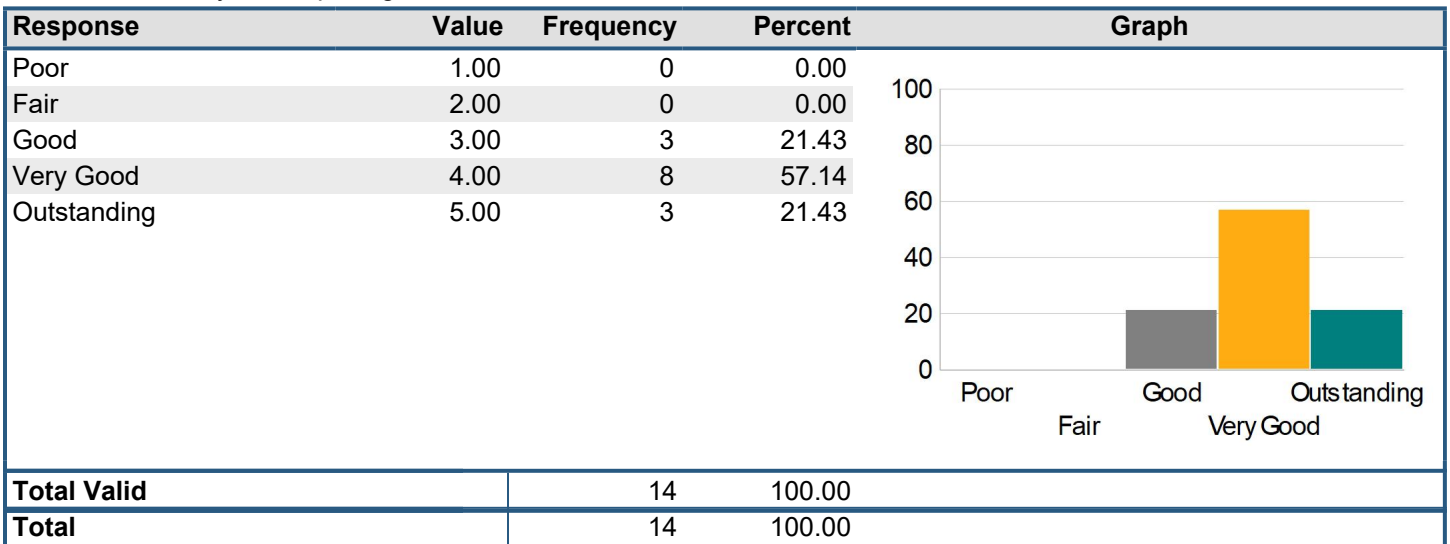
Rate how clear and understandable written lab instructions were.

Mean: 4.43



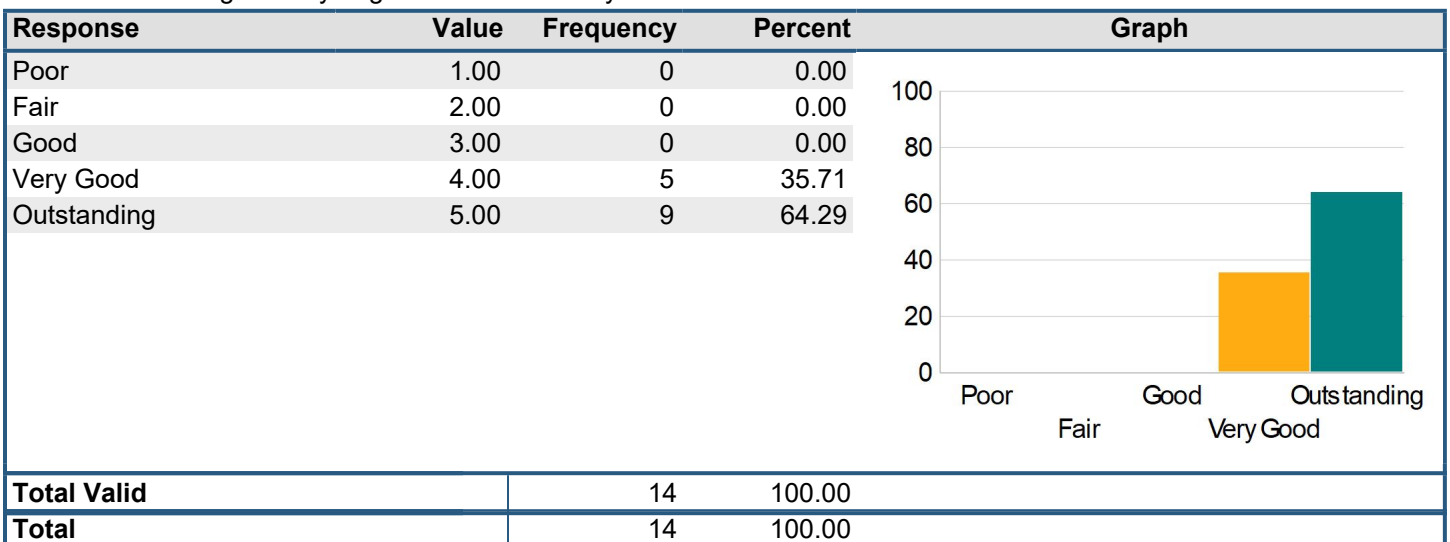
Rate the feasibility of completing the lab exercises in the time allotted.

Mean: 4.00



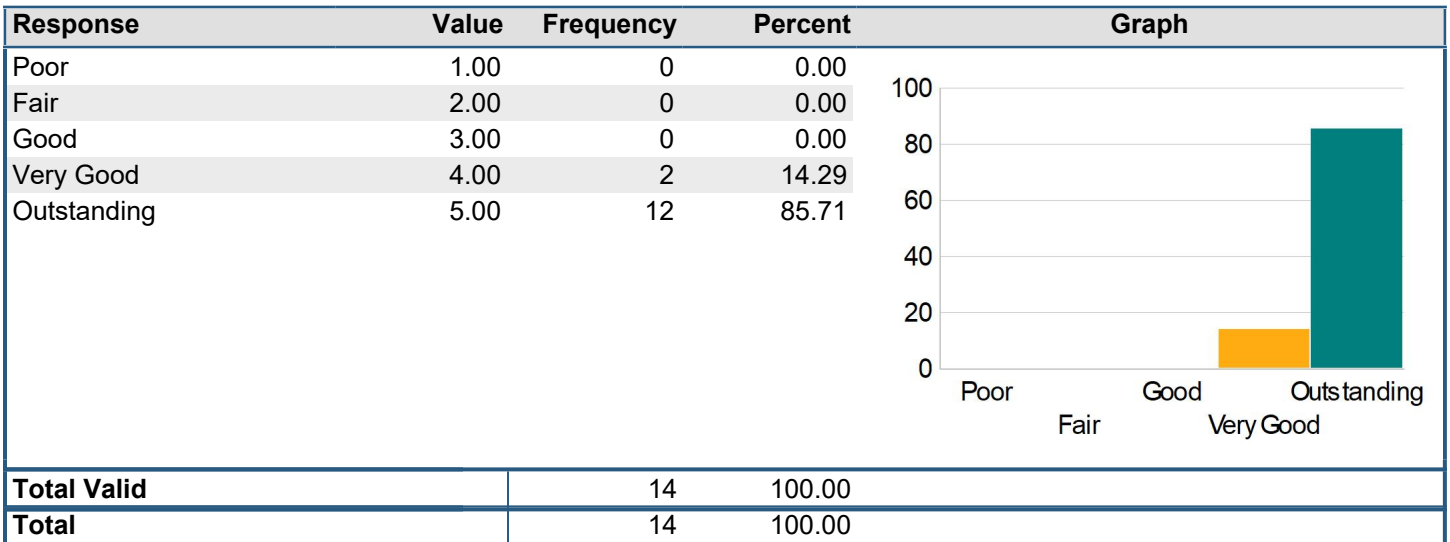
What overall rating would you give to the laboratory?

Mean: 4.64



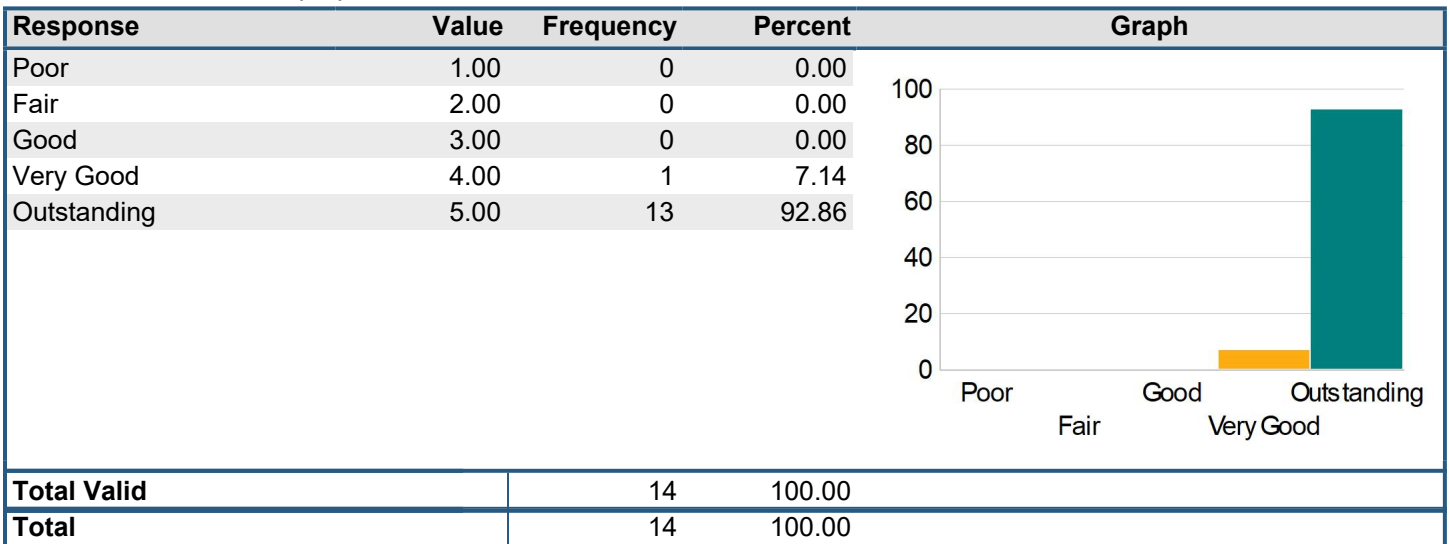
Rate the lab instructor's knowledge of the material.

Mean: 4.86



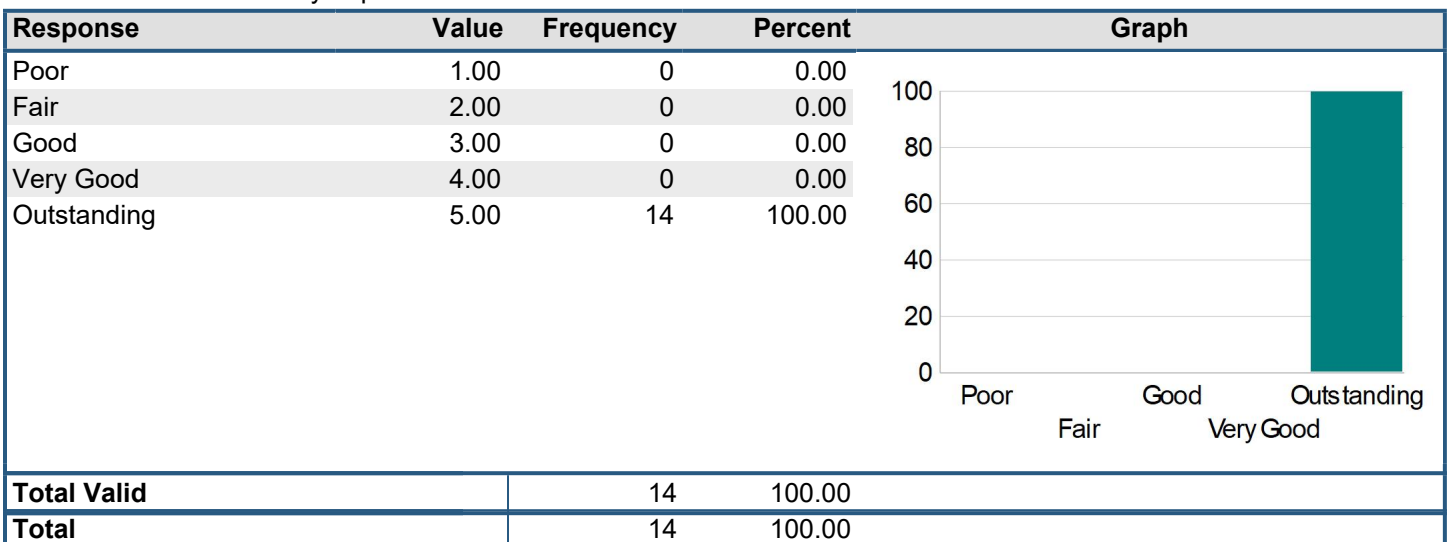
Rate the lab instructor's preparation for the lab.

Mean: 4.93



Rate the instructor's ability to provide additional assistance.

Mean: 5.00



Rate the instructor's overall effectiveness.

Mean: 4.86

| Response | Value | Frequency | Percent | Graph |
|--------------------|-------|-----------|---------|-------|
| Poor | 1.00 | 0 | 0.00 | |
| Fair | 2.00 | 0 | 0.00 | |
| Good | 3.00 | 0 | 0.00 | |
| Very Good | 4.00 | 2 | 14.29 | |
| Outstanding | 5.00 | 12 | 85.71 | |
| Total Valid | | 14 | 100.00 | |
| Total | | 14 | 100.00 | |

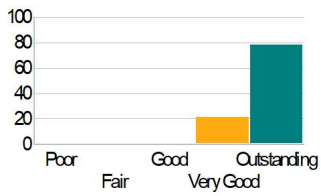
Item Analysis Graph Report

201809

ANTH 352 B03

Efford

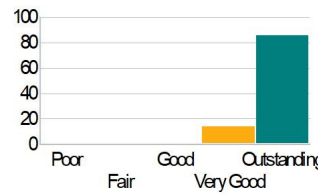
Responses1



| Response | Percent |
|-------------|---------|
| Poor | 0.00 |
| Fair | 0.00 |
| Good | 0.00 |
| Very Good | 21.43 |
| Outstanding | 78.57 |

Mean: 4.79

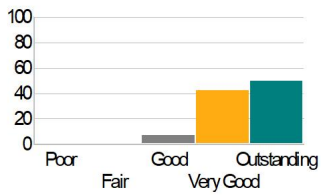
Responses2



| Response | Percent |
|-------------|---------|
| Poor | 0.00 |
| Fair | 0.00 |
| Good | 0.00 |
| Very Good | 14.29 |
| Outstanding | 85.71 |

Mean: 4.86

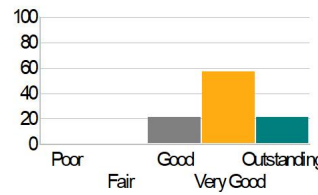
Responses3



| Response | Percent |
|-------------|---------|
| Poor | 0.00 |
| Fair | 0.00 |
| Good | 7.14 |
| Very Good | 42.86 |
| Outstanding | 50.00 |

Mean: 4.43

Responses4



| Response | Percent |
|-------------|---------|
| Poor | 0.00 |
| Fair | 0.00 |
| Good | 21.43 |
| Very Good | 57.14 |
| Outstanding | 21.43 |

Mean: 4.00

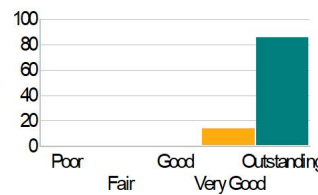
Responses5



| Response | Percent |
|-------------|---------|
| Poor | 0.00 |
| Fair | 0.00 |
| Good | 0.00 |
| Very Good | 35.71 |
| Outstanding | 64.29 |

Mean: 4.64

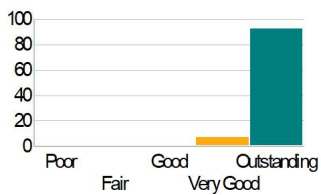
Responses6



| Response | Percent |
|-------------|---------|
| Poor | 0.00 |
| Fair | 0.00 |
| Good | 0.00 |
| Very Good | 14.29 |
| Outstanding | 85.71 |

Mean: 4.86

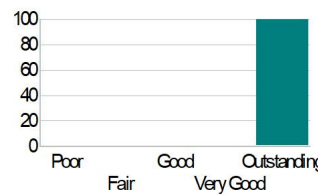
Responses7



| Response | Percent |
|-------------|---------|
| Poor | 0.00 |
| Fair | 0.00 |
| Good | 0.00 |
| Very Good | 7.14 |
| Outstanding | 92.86 |

Mean: 4.93

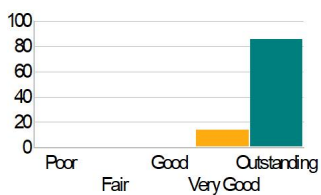
Responses8



| Response | Percent |
|-------------|---------|
| Poor | 0.00 |
| Fair | 0.00 |
| Good | 0.00 |
| Very Good | 0.00 |
| Outstanding | 100.00 |

Mean: 5.00

Responses9



| Response | Percent |
|-------------|---------|
| Poor | 0.00 |
| Fair | 0.00 |
| Good | 0.00 |
| Very Good | 14.29 |
| Outstanding | 85.71 |

Mean: 4.86

Condensed Item Analysis Report

201809

ANTH 352 B03

Efford

Rate the coordination between lectures and laboratories in this course?

| Response | Frequency | Percent | Mean: 4.79 |
|-------------|-----------|---------|----------------------|
| Poor | 0 | 0.00 | <input type="text"/> |
| Fair | 0 | 0.00 | <input type="text"/> |
| Good | 0 | 0.00 | <input type="text"/> |
| Very Good | 3 | 21.43 | <input type="text"/> |
| Outstanding | 11 | 78.57 | <input type="text"/> |

Rate how well the laboratories helped you to understand the subject matter of the course.

| Response | Frequency | Percent | Mean: 4.86 |
|-------------|-----------|---------|----------------------|
| Poor | 0 | 0.00 | <input type="text"/> |
| Fair | 0 | 0.00 | <input type="text"/> |
| Good | 0 | 0.00 | <input type="text"/> |
| Very Good | 2 | 14.29 | <input type="text"/> |
| Outstanding | 12 | 85.71 | <input type="text"/> |

Rate how clear and understandable written lab instructions were.

| Response | Frequency | Percent | Mean: 4.43 |
|-------------|-----------|---------|----------------------|
| Poor | 0 | 0.00 | <input type="text"/> |
| Fair | 0 | 0.00 | <input type="text"/> |
| Good | 1 | 7.14 | <input type="text"/> |
| Very Good | 6 | 42.86 | <input type="text"/> |
| Outstanding | 7 | 50.00 | <input type="text"/> |

Rate the feasibility of completing the lab exercises in the time allotted.

| Response | Frequency | Percent | Mean: 4.00 |
|-------------|-----------|---------|----------------------|
| Poor | 0 | 0.00 | <input type="text"/> |
| Fair | 0 | 0.00 | <input type="text"/> |
| Good | 3 | 21.43 | <input type="text"/> |
| Very Good | 8 | 57.14 | <input type="text"/> |
| Outstanding | 3 | 21.43 | <input type="text"/> |

What overall rating would you give to the laboratory?

| Response | Frequency | Percent | Mean: 4.64 |
|-------------|-----------|---------|----------------------|
| Poor | 0 | 0.00 | <input type="text"/> |
| Fair | 0 | 0.00 | <input type="text"/> |
| Good | 0 | 0.00 | <input type="text"/> |
| Very Good | 5 | 35.71 | <input type="text"/> |
| Outstanding | 9 | 64.29 | <input type="text"/> |

Rate the lab instructor's knowledge of the material.

| Response | Frequency | Percent | Mean: 4.86 |
|-------------|-----------|---------|----------------------|
| Poor | 0 | 0.00 | <input type="text"/> |
| Fair | 0 | 0.00 | <input type="text"/> |
| Good | 0 | 0.00 | <input type="text"/> |
| Very Good | 2 | 14.29 | <input type="text"/> |
| Outstanding | 12 | 85.71 | <input type="text"/> |

Rate the lab instructor's preparation for the lab.

| Response | Frequency | Percent | Mean: 4.93 |
|-------------|-----------|---------|----------------------|
| Poor | 0 | 0.00 | <input type="text"/> |
| Fair | 0 | 0.00 | <input type="text"/> |
| Good | 0 | 0.00 | <input type="text"/> |
| Very Good | 1 | 7.14 | <input type="text"/> |
| Outstanding | 13 | 92.86 | <input type="text"/> |

Rate the instructor's ability to provide additional assistance.

| Response | Frequency | Percent | Mean: 5.00 |
|-------------|-----------|---------|----------------------|
| Poor | 0 | 0.00 | <input type="text"/> |
| Fair | 0 | 0.00 | <input type="text"/> |
| Good | 0 | 0.00 | <input type="text"/> |
| Very Good | 0 | 0.00 | <input type="text"/> |
| Outstanding | 14 | 100.00 | <input type="text"/> |

Rate the instructor's overall effectiveness.

| Response | Frequency | Percent | Mean: 4.86 |
|-------------|-----------|---------|----------------------|
| Poor | 0 | 0.00 | <input type="text"/> |
| Fair | 0 | 0.00 | <input type="text"/> |
| Good | 0 | 0.00 | <input type="text"/> |
| Very Good | 2 | 14.29 | <input type="text"/> |
| Outstanding | 12 | 85.71 | <input type="text"/> |

Basic Item Analysis Report

201809

ANTH 352 B03

Efford

| Question | Mean | Response Frequencies | | | | |
|------------|------|----------------------|------|-------|-------|--------|
| | | Poor | Fair | Good | Very | Outst |
| Responses1 | 4.79 | 0.00 | 0.00 | 0.00 | 21.43 | 78.57 |
| Responses2 | 4.86 | 0.00 | 0.00 | 0.00 | 14.29 | 85.71 |
| Responses3 | 4.43 | 0.00 | 0.00 | 7.14 | 42.86 | 50.00 |
| Responses4 | 4.00 | 0.00 | 0.00 | 21.43 | 57.14 | 21.43 |
| Responses5 | 4.64 | 0.00 | 0.00 | 0.00 | 35.71 | 64.29 |
| Responses6 | 4.86 | 0.00 | 0.00 | 0.00 | 14.29 | 85.71 |
| Responses7 | 4.93 | 0.00 | 0.00 | 0.00 | 7.14 | 92.86 |
| Responses8 | 5.00 | 0.00 | 0.00 | 0.00 | 0.00 | 100.00 |
| Responses9 | 4.86 | 0.00 | 0.00 | 0.00 | 14.29 | 85.71 |

Mcaghan is extremely knowledgeable of the material and 150% willing to help students more easily understand the material. Great lab instructor and anthropologist!

Meaghan is a great, knowledgable instructor!
Thank you for all your help this semester Meaghan

Perhaps a bit more "teaching" of the class ~~at~~ in lab so all get the tips/tricks
for siding, identifying, etc.

Meagan is so knowledgeable + helpful! Would be pretty lost without her, she is always available to help + give tips on things like sliding + remembering names.
She's awesome!

Very good job!

I really enjoyed this lab and I found it
very useful and educational. Very effective!

Meaghan, your ability to help others in different ways
is outstanding. Thank you for all your help this
Semester.

I had fun 😊

Meaghan was SO helpful! she always knew the material and had awesome tips and tricks for remembering the bones.

Overall, great lab experience! 😊

Meaghan is extremely knowledgeable and easy to talk to.

She helps in any way possible and I am happy she

was my lab instructor.

thought that Meaghan was an excellent lab instructor for this course. Very knowledgeable & was happy to answer any questions I had. Hope that she continues to instruct the lab portion of this course.

Comments
always took time, very informative. Would love to
have Meaghan as a lab instructor again

Meaghan is always will to help clarify information and take the time to explain the information. Thanks for all the help and assistance!

Awesome Lab!!! I learned alot and it was very interesting

Lab was interesting and supplemented lecture material well,

- some of the pictures within the lab manual, were somewhat vague, but overall they were effective.

very good LA. Lab was decent, but ~~on~~ some of the content was not
that interesting, like siding carpals

overall, the labs were effective at helping me learn, especially with how this course is designed- memory based.

There is not enough time, however, to complete the timed lab exams. There should be time left at the end to go to a station you were unsure of. I felt if I had this option, I could have provided better answers.

Would be nice to be a bit longer, apart from
that really enjoyed it!

In some of the labs it was hard to get to all of the stations in the time given (upper & lower appendicular skeleton). Overall Meaghan was a very enthusiastic & knowledgeable lab instructor. She was also very approachable & helpful!

Meaghan was very happy and eager to help. She enjoyed relating individual bones to how it articulated in the body; I appreciated this perspective.

More open lab time each week could be improved.

Thanks Meghan for an awesome semester!
You were great at assisting in lab!

The labs should be longer (2.5 \rightarrow 3 hrs),
more practice questions! More
open lab before the final!

My only wish was that we could somehow get more lab time. It would be really nice if there was ~6hr of open lab time Monday-Wednesday to look at stuff from the week before I realize this may not be possible (budget, personnel, lab space etc.) but is undoubtedly the largest issue of the lab at the moment.

Grant lab. loved everything, wish we had more time on quizzes, just
to check spelling ect. extra 10 seconds at each, or even 5 seconds.

I'm the person who ALWAYS needs more time to look and think through things. but other wise, labs are/were a quintessential part of how I learned the features/grooves etc.

Meaghan, you are very easy to talk to and I enjoyed all the quirkiness and ease of your answers

↳ Thank you so much!

An awesome lab! Meghan was so great and super helpful!
The only thing I have to say is that the diagrams on the lab handouts aren't super ~~helpful~~ helpful (for me, at least) with accurate labelling so I didn't really use them for direct.

Meaghan is the best! she is the best TA I have had that
+ with explaining concepts and supporting learning, made the
lab thoroughly enjoyable and something I looked forward to.

Thank you for all of your help Meaghan!
I thought this course was very hard/
overwhelming and you definitely made it
easier / more manageable to tackle the large
volume of material.

→ Meaghan was extremely helpful in translating sections of the textbook that were needlessly complicated, particularly in the sections that described how to
Side bones.

Thank Meg!! 😊

Love the opportunity to be able to work with real skeleton remains.
Huge aspect of this course!
Meaghan was awesome to work with!

Meaghan is an effective and wonderful TA. She has been able to educate me not only on the course material, but what the real world applications of some of the subject matter we are covering and how to proceed towards my career goals. Thank you for a wonderful semester.

Meaghan is extremely helpful in helping us to understand bones and bone features, especially by putting them in context, e.g. pointing out where you can feel certain features in your body.

I also appreciate that she ~~is~~ encourages us not to be so stressed out during stressful lab exams. I know a lot of people have test anxiety, ~~and she encourages~~ so this is helpful in a really tangible way.

I wish there could be more lab time (e.g. ~~for~~ the open labs before the mid term were very crowded), a couple more hours would have helped)